



MBP-32

denver.eu

11/2023



FR

Cet appareil et
ses accessoires
sont recyclables

À DÉPOSER
EN MAGASIN



À DÉPOSER
EN DÉCHÈTERIE

OU



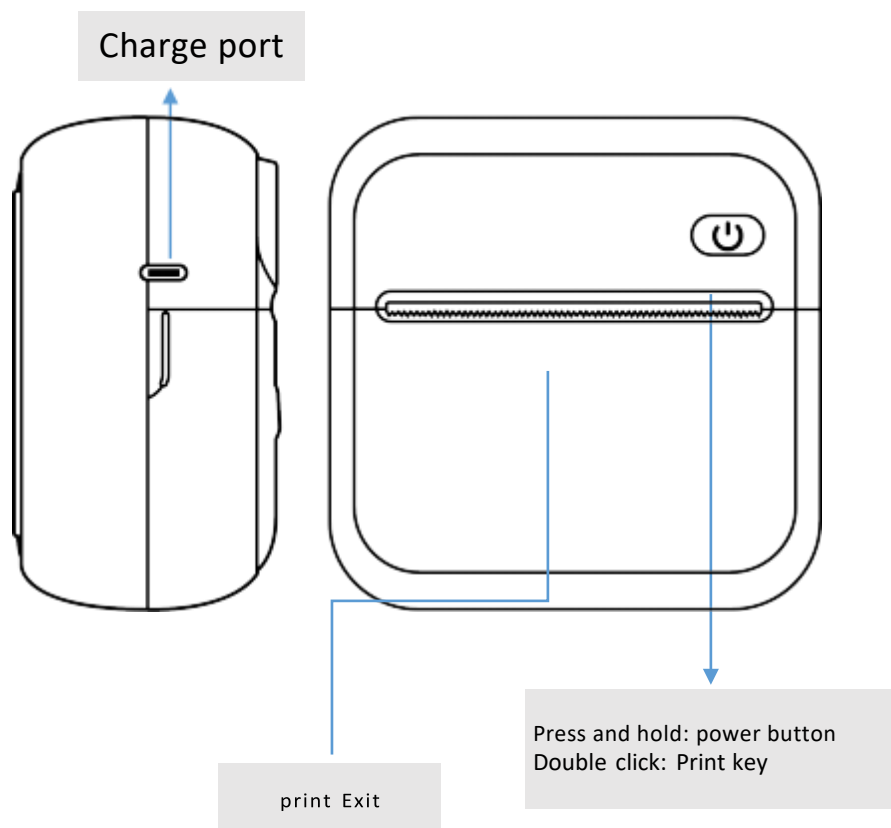
Points de collecte sur www.quefairedemesdechets.fr
Privilégiez la réparation ou le don de votre appareil !

Safety information




Please read the safety instructions carefully before using the product for the first time and keep the instructions for future reference.

1. Warning: This product includes lithium polymer batteries.
2. Keep product out of reach from toddlers under 3 years old and pets to avoid chewing and swallowing.
3. Product operating and storage temperature is from 0 degree Celsius to 40 degree Celsius. Under and over this temperature might affect the function.
4. Never open the product other than for putting print paper inside. Touching the inside electrics can cause electric shock. Repairs or service should only be performed by qualified personnel.
5. Only charge with supplied USB cable.
6. Do not use non original accessories together with the product as this can make the product functionality abnormal.

Product overview



Power indicator status

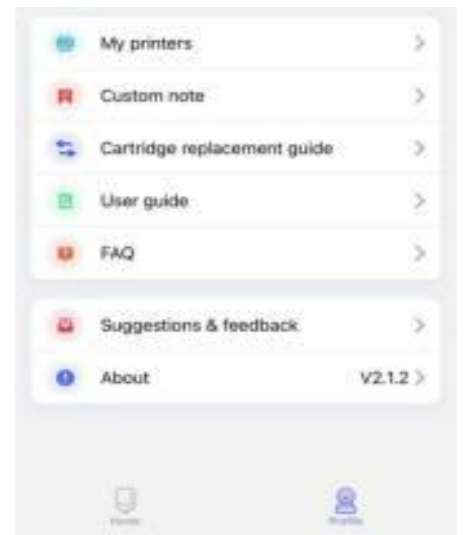
	Green light is on/flashing quickly	standby/charge completed
	Red light is steadily on/off	charging/charging completed
	Green light flashing	print head hot/short of paper

How to use

1. Make sure to fully charge the product before use. Press and hold the power button for three seconds to turn on/off.
2. Search “walkprint” in Google Play or App Store to download the APP.

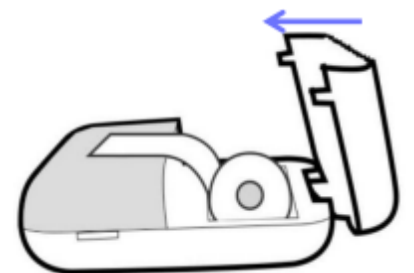
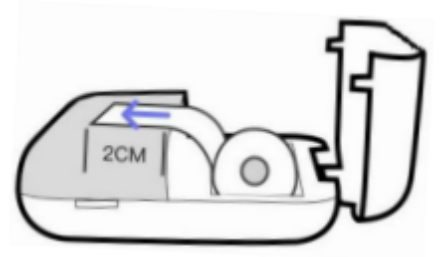
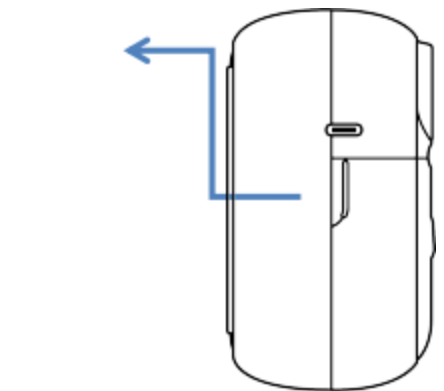


3. After Bluetooth is enabled, use the app to connect to the Bluetooth printer. Go to “Profile” and then in the option "My Printers”, connect to “KXY-MBP-32”. After successful connection you can print pictures or notes from your phone.



How to replace paper

1. Press and hold the bin switch shown in the right diagram to open the bin lid.
2. Take out the old paper roll and install the new paper roll in the direction indicated. The paper should be placed straight and not crooked. (Note: The new thermosensitive paper must extend 2 cm past the edge of the paper bin so the machine can absorb paper automatically. when the paper bin is shaped)
3. Cover the paper bin, the machine will automatically absorb paper during normal use.



Now the printer is ready for use.

Bluetooth name: KXY-MBP-32

Charging time: 2.5 hours

Working time: 100 minutes

Please notice - All products are subject to change without any notice. We take reservations for errors and omissions in the manual.

ALL RIGHTS RESERVED, COPYRIGHT DENVER A/S



denver.eu



Electric and electronic equipment and included batteries contains materials, components and substances that can be hazardous to your health and the environment, if the waste material (discarded electric and electronic equipment and batteries) is not handled correctly.

Electric and electronic equipment and batteries is marked with the crossed out trash can symbol, seen above. This symbol signifies that electric and electronic equipment and batteries should not be disposed of with other household waste, but should be disposed of separately.

As the end user it is important that you submit your used batteries to the appropriate and designated facility. In this manner you make sure that the batteries are recycled in accordance with legislature and will not harm the environment.

All cities have established collection points, where electric and electronic equipment and batteries can either be submitted free of charge at recycling stations and other collection sites, or be collected from the households. Additional information is available at the technical department of your city.

Hereby, Denver A/S declares that the radio equipment type MBP-32 is in compliance with Directive 2014/53/EU. The full text of the EU declaration of conformity is available at the following internet address: denver.eu and then click the search ICON on topline of website. Write model number: MBP-32. Now enter product page, and RED directive is found under downloads/other downloads.

Operating Frequency Range: 2402- 2480MHZ

Bluetooth: 2.4GHz

Max Output Power: 9.25W

Charging current: 0.7A

Charging voltage: 5V

Working current: 2.5A

Working voltage: 3.7V

DENVER A/S

Omega 5A, Soeften

DK-8382 Hinnerup

Denmark

www.facebook.com/denver.eu

Contact

Nordics

Headquarter

Denver A/S
Omega 5A, Soeften
DK-8382 Hinnerup
Denmark

Phone: **+45 86 22 61 00**
(Push "1" for support)

E-Mail
For technical questions, please write to:
support.hq@denver.eu

For all other questions please write to:
contact.hq@denver.eu

Benelux

DENVER BENELUX B.V.

Barwoutswaarder 13C+D
3449 HE Woerden
The Netherlands

Phone: **0900-3437623**

E-Mail: **support.nl@denver.eu**

Spain/Portugal

DENVER SPAIN S.A

Ronda Augustes y Louis Lumiere, nº 23 – nave 16
Parque Tecnológico
46980 PATERNA
Valencia (Spain)

Spain

Phone: +34 960 046 883
Mail: **support.es@denver.eu**

Portugal:

Phone: **+35 1255 240 294**
E-Mail: **denver.service@satfiel.com**

Germany

Denver Germany GmbH Service

Max-Emanuel-Str. 4
94036 Passau

Phone: **+49 851 379 369 40**

E-Mail
support.de@denver.eu

Fairfixx GmbH

Repair and service
Rudolf-Diesel-Str. 3 TOR 2
53859 Niederkassel

(for TV, E-Mobility/Hoverboards/Balanceboards,
Smartphones & Tablets)

Tel.: **+49 851 379 369 69**
E-Mail: **denver@fairfixx.de**

Austria

Lurf Premium Service GmbH

Deutschstrasse 1
1230 Wien

Phone: **+43 1 904 3085**
E-Mail: **denver@lurfservice.at**

If your country is not listed above,
please write an email to
support@denver.eu



DENVER A/S
Omega 5A, Soeften
DK-8382 Hinnerup
Denmark

denver.eu
facebook.com/denver.eu



Version 1.1